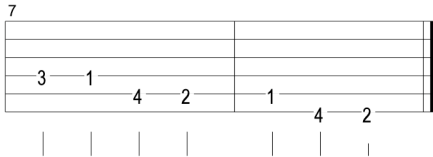
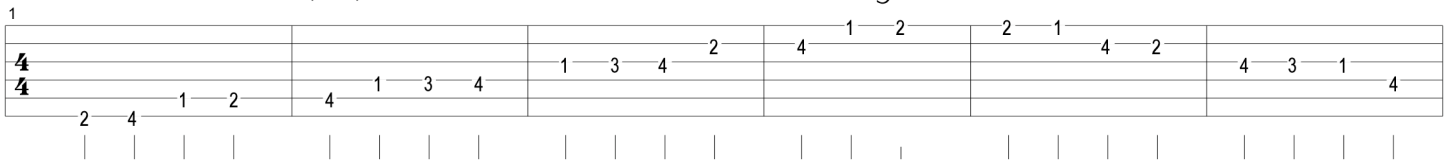


GUITAR BASICS

major scale

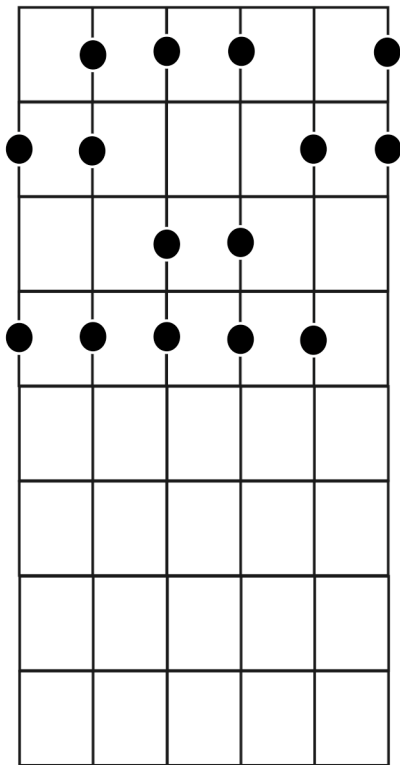
Slowly ♩ = 60 for the purpose of this exercise use the same fingers as frets



NOTES: the major scale is what nearly all western music is based on which means it's pretty important, so learn it!

- this fingering works for ANY major scale you want to play, just shift it to a new starting position and you're ready to go

(example: the G major scale starts on the 3rd fret with your 2nd finger. the C major scale starts on fret 8 with the 2nd finger)



← the image to the left is the scale layed out as a top view of the fret board, once again it can be moved anywhere as long as it retains it's shape