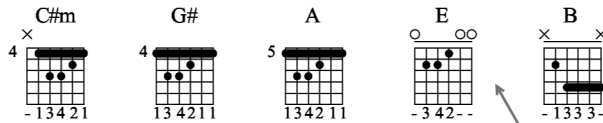


# GUITAR BASICS

## bar chords / the man who sold the world



*we have an alternate fingering for E so that switching from a bar position to a basic position is made easier*

Moderate ♩ = 114

C#m                      G#                      A                      E                      B

T	4	4	4	4	5	5	0	0	4	4
A	5	5	4	4	5	5	0	0	4	4
B	6	6	5	5	6	6	1	1	4	4
	6	6	6	6	7	7	2	2	4	4
	4	4	4	4	5	5	0	0	2	2

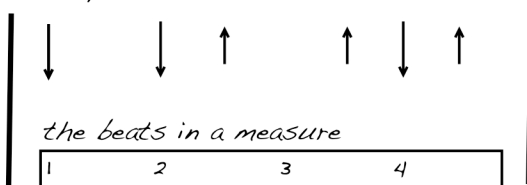
*watch out for the 2/4 measure. use two downstrokes instead of the strum*

G#                      C#m

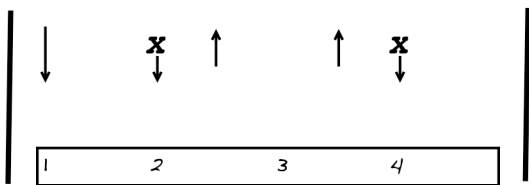
4	4	4	4
4	4	5	5
5	5	6	6
6	6	6	6
4	4	4	4

*for the verse progression of this song each chord is held for two measures. take your time transitioning from the first strum pattern to the second. remember, it's much more beneficial to play something slowly and well rather than fast and incorrect.*

strum pattern one



strum pattern two



*there are four total bar chord shapes you need to memorize, 2 major and 2 minor. take note of which string your 1st finger ends up on in particular, it should be the root note of the chord you are trying to play. (example: C major can be found on the E string on the 8th fret or the 3rd fret on the A string)*

major                      minor